



Model 5057 Shown in White with Everbrass (PVD) Trim and Optional Fill Spout

FEATURES

- 42" x 72" x 24" Rectangular whirlpool
- Hydro-V™ back jet system: At both ends six jets massage the shoulder blades, upper and middle back muscles and the bottom two spinning jets massage your lower back
- Swirl-way® DryJets are adjustable in both direction and flow creating a broad, circular pattern of water and warm air for a deep venturi therapeutic massage
- Available with or without Integral fill spout
- Dual air controls for the ultimate jet power control
- Powerful 2 HP pump creates an invigorating whirlpool action
- Two exclusive custom pillows in your choice of White, Bone or Biscuit
- Trim finish in Color-Match, Chrome, Everbrass (PVD) and Brushed Nickel
- Outstanding Protection - Mansfield® Limited Ten Year Warranty
- Available in White, Standard, Premium and Designer Colors (Consult Price Book for specific colors)

Subtle lines and distinct accents highlight the two person Heathrow rectangular bath which has a deck wide enough for deck faucets. The sixteen jet system including the Hydro-V™ back jet system, plus four body DryJets give the bather(s), all that's needed for the best in hydro-therapy.

Model No.	Description	Approx.Wt.
5057	42" x 72" x 24" Rectangular whirlpool w/spout. Specify color and options when ordering.	130 lbs. (59 kg)
5557	42" x 72" x 24" Rectangular bath w/spout. Specify color and options when ordering.	110 lbs. (50 kg)
5058	42" x 72" x 24" Rectangular whirlpool w/o spout. Specify color and options when ordering.	120 lbs. (54 kg)
5558	42" x 72" x 24" Rectangular bath w/o spout. Specify color and options when ordering.	100 lbs. (45 kg)

5057SEN	Sensory package	
5058SEN	Same as above w/o spout	
5057LUX	Luxury package	
5058LUX	Same as above w/o spout	
5057BAS	Basic package	
5058BAS	Same as above w/o spout	
SWA009	Nailing Flange Kit	4 lbs. (2 kg)
SPA150	Factory installed nailing flange	2 lbs. (1 kg)



For more information or to order, call 800-325-4422.
www.whirlpoolbathtubs.com

HEATHROW R

Rectangular Whirlpool or Bath



FEATURES & UPGRADES

Basic Package

- SimpleTouch™ 3 button control
- 2 HP single speed pump
- Exclusive Pillows
- Color-Match trim



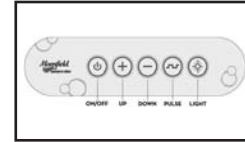
Luxury Package

- SensaSelect™ 5 button control
- 2 HP 10-speed pump
- Remote control
- Exclusive pillows
- Infusion™ 2 Chromatherapy system
- In-Line heater
- Metal trim upgrade



Sensory Package

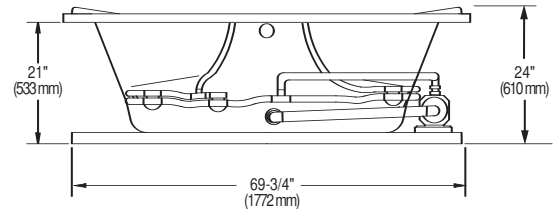
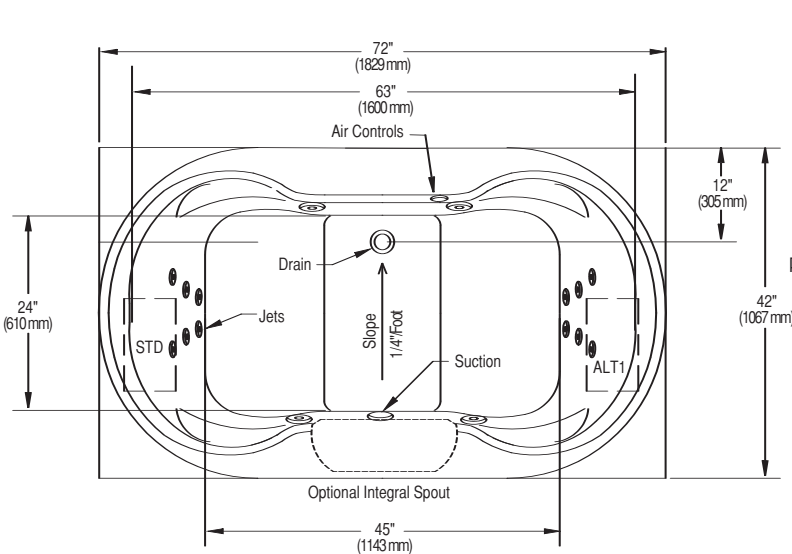
- SensaSelect™ 5 button control
- 2 HP 10-speed pump
- PowerPillow™ neck jet pillow
- Remote control
- Exclusive pillows
- Infusion™ 2 Chromatherapy system
- In-Line heater
- Metal trim upgrade



Basic Options

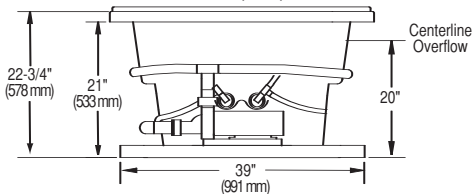
- Infusion™ 2 Chromatherapy system
- 1500 watt in-line water heater
- Metal trim upgrade
- Cable drain in CM, CH, EB & BN

TECHNICAL INFORMATION



No apron available on this model

Pump locations are shown for clarity. STD-standard pump location. ALT1-alternate pump location.



Note: Install this product according to the installation guide. Fixture dimensions are nominal and conform to tolerances in ASME Standard A112.19.2

SPECIFICATIONS

Dimensions	42" x 72" x 24"
Material	Acrylic, fiberglass reinforced
Construction	Self-contained, pre-plumbed whirlpool bath with heat-bent rigid PVC pipe, mounted on a pre-leveled thermoformed, drip pan base
Pump Motor	2 HP, variable speed, 120 volt, 60 HZ
Electrical Requirements	Lux.-Sen.: Two separate 120 volt, 20 AMP, GFCI protected circuits Basic: One separate, 120 volt, 20 AMP, GFCI outlet

Number of Jets	Sixteen
Air Volume Control	Two
Water Capacity	72 gal. max., 60 gal. min. (273 liters/227 liters)
Floor Loading	47 lbs./sq. ft. (229 kg/m ²)
Shipping Weight	175 lbs. (79 kg)
Warranty	Limited Ten Year

These dimensions are nominal and are subject to change without notice. When tested for compliance to the requirement of ANSI A112.19.7M and A112.19.8M for "Whirlpool Bath Appliances" and ANSI Z124 for "Plastic Bathtub Units" the tested units are found to comply and are acceptable for listing under the Terralab Engineers, Inc. follow-up service. Listed Number 15197. Certified for permanent electrical supply connection only.

