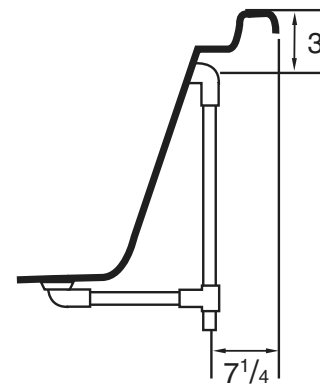
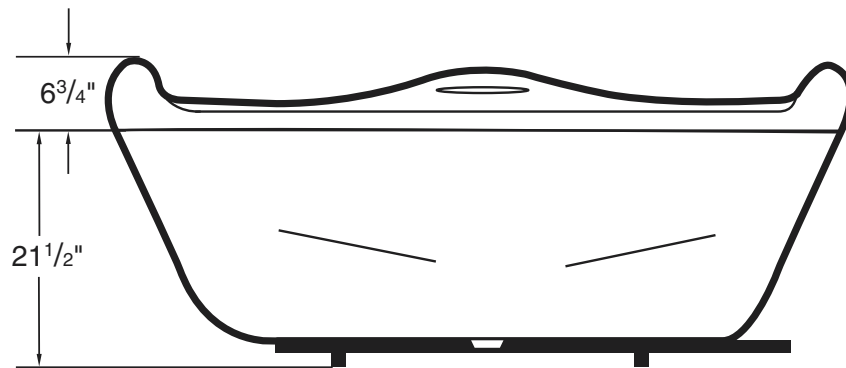
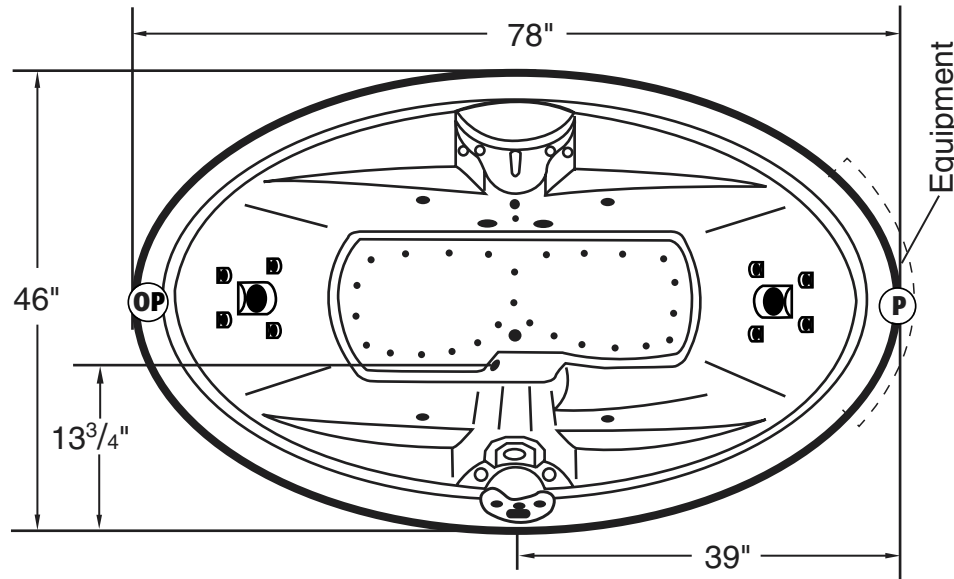


masterbath collection SPECIFICATIONS

4678CWMB-Le Chateau

- All dimensions are plus or minus 1/2" (maximum tolerance)
- Vita Bath reserves the right to make changes without notice.
- Copyright, all rights reserved.



P Standard Pump Location Without Skirt

OP Optional Pump Location Without Skirt

- MODEL:** 4678 CWMB
SIZE: 46" x 78"
EST. BOXED WEIGHT: 215 lbs.
BOXED SIZE: 82" x 48" x 40"
AVERAGE FILL (gallons): 100
PUMP SIZE: 3 HP
HEATER: 1.5 KW
ELECTRICAL: 220 V 30 Amp Circuit
MATERIAL: Acrylic reinforced fiberglass
STANDARD COLORS: White, Black, Bone, Almond, Biscuit, Linen, Inn. Blush, Sterling Silver
STANDARD FEATURES: VitAroma with Champagne Air, Waterfall, Electronic Control, Tub Filler, Spectra-Glo
JETS: Star Jets 4, Cluster Jets 8, Rotoswirl Jets 2, Vitassage Jets 2
AIR JETS: 26 Aero--ssage Jets
AIR CONTROL(S): 1
SUCTION FITTINGS: 2

Interior Depth	Interior Length Top	Interior Width Top	Interior Length Bottom	Interior Width Bottom
23 1/2	68	34	47	22

* Except interior depth, all dimensions are approximations to the nearest inch.

VITA[®] BATH

A Division of DM Industries, Ltd.
 2320 N.W. 147th St., Miami, FL 33054
 For Dealer Information call: 1 (888) BUY-VITA

CORPORATE OFFICES:

Tel: (305) 685-5739 • Fax: (305) 688-9415
 Web Site: <http://www.vitabath.com>