



Codes/Standards Applicable

- ANSI Z124.1.2
- CSA B45 Series

Whirlpool Bathtubs:

- UL1795
- ASME A112.19.7
- CSA C22.2 No. 218.2
- CSA B45.10

KEY BENEFITS

A perfect fit for two: deep, roomy, cozy
Fully ergonomic design maximizes relaxation
Up to 69 air and whirlpool jets cover every inch
of the body with shooting massage action

STANDARD FEATURE(S)

Bi-level bottom
Ergonomic backrests
Inclined armrests
Integrated faucet area
White or Biscuit cushion

PLUMBER FEATURE(S)

Drop-in corner installation or with apron

COMMON OPTIONS

Flexible Main Hose 15 ft for Electronic Control
Foam cushion
Metal trim kit
Metal trim kit for Aerofeel only
[One chromatherapy light](#)
Ozonator whirlpool system
Removable acrylic apron

Thermo-Acoustic system
Tiling flange
Waste and overflow
Water heater assembly

MASSAGE SYSTEM(S)

[Additional Backmax with Hydromax only
Aerofeel](#)

Combined Hydromax and Aerofeel
[Hydromax](#)

Hydromax Rest™
Hydromax with Backmax (4 jets)
Optional Backmax for Hydroeffect

Colors

Standard Acrylic Colors







☐

☐


☐


White 001


Bone
(Natural) 004


Biscuit
(Silk/Linen)
007


Non-Standard Acrylic Colors




















☐

☐

☐

☐

☐

☐

☐

☐

Almond 013

Sterling
Silver (Gray)
005

Platinum
Gray 009

Black 015

Ice Gray 016

Fawn Beige
054

Innocent
Blush 066

Sandbar 143

Colors shown are for reference purposes only and are subject to change without notice. Exact matches are not possible with your monitor display or printing method used.

Model Specifications, Options and Accessories

☒

No	Model	Dimensions in. (mm)	Approx. Weight lb (kg)	PKG ft3 (m3)
<input type="checkbox"/> 100041-000	BATHTUB	59 3/4 X 59 3/4 X 25 1/8	92	52
<input type="checkbox"/> 100195-000	Removable acrylic apron	85 1/8 X 3 5/8 X 23	30	17
Water Capacity: Minimum: 52 gal. Maximum: 100 gal.				

Whirlpool Systems

<input checked="" type="checkbox"/>	No	Description	Dimensions in. (mm)	Approx. Weight lb (kg)	PKG ft3 (m3)
<input type="checkbox"/>	100041-008	HYDROMAX WITH BACKMAX (4 JETS) White or Biscuit cushion included	59 3/4 X 59 3/4 X 25 1/8	137	52
<input type="checkbox"/>	OPT 10127	ADDITIONAL BACKMAX AVAILABLE WITH HYDROMAX AND COMBINATION SYSTEM ONLY Set of 8 backjets (4 backjets and 4 rotating neck and shoulder jets) with valve to adjust intensity of backjets independently of whirlpool jets. Additional White or Biscuit cushion included with second Backmax. Additional pump installed with second Backmax.	N/A	10	N/A
<input type="checkbox"/>	OPT 20141	HYDROMAX REST™		N/A	
<input type="checkbox"/>	OPT 20144	HYDROMAX REST™ (two pumps)			

Air System

☒

No	Description	Dimensions in. (mm)	Approx. Weight lb (kg)	PKG ft3 (m3)
<input type="checkbox"/> 100041-055	AEROFEEL	59 3/4 X 59 3/4 X 25 1/8	117	52

Combined Systems

<input checked="" type="checkbox"/>	No	Description	Dimensions in. (mm)	Approx. Weight lb (kg)	PKG ft3 (m3)
<input type="checkbox"/>	100041-094	COMBINED HYDROMAX AND AEROFEEL	59 3/4 X 59 3/4 X 25 1/8	152	52
<input type="checkbox"/>	OPT 10127	ADDITIONAL BACKMAX AVAILABLE WITH HYDROMAX AND COMBINATION SYSTEM ONLY Set of 8 backjets (4 backjets and 4 rotating neck and shoulder jets) with valve to adjust intensity of backjets independently of whirlpool jets. Additional White or Biscuit cushion included with second Backmax. Additional pump installed with second Backmax.	N/A	10	N/A
<input type="checkbox"/>	OPT 20141	HYDROMAX REST™		N/A	
<input type="checkbox"/>	OPT 20144	HYDROMAX REST™ (two pumps)			

Common Options

<input checked="" type="checkbox"/>	No	Description	Dimensions in. (mm)	Approx. Weight lb (kg)	PKG ft3 (m3)
<input type="checkbox"/>	OPT 10053	One chromatherapy light (factory installed)	2 3/8	2.5	N/A
<input type="checkbox"/>	OPT 10096	Thermo-Acoustic system (minimal installation required).	N/A	6	
<input type="checkbox"/>	OPT 20140-001	Waste and overflow (factory installed) Available colors: White (001), Bone (004), Biscuit (007), Chrome (084), Polished Bras (085) and Brushed Nickel (105)		N/A	
<input type="checkbox"/>	OPT 20140-004				
<input type="checkbox"/>	OPT 20140-084				
<input type="checkbox"/>	OPT 20140-085				
<input type="checkbox"/>	OPT 20140-105				

Whirlpool Options

<input checked="" type="checkbox"/>	No	Description	Dimensions in. (mm)	Approx. Weight lb (kg)	PKG ft3 (m3)
<input type="checkbox"/>	OPT 10095	Water heater assembly (factory installed)	9 X 5 X 3	2	N/A
<input type="checkbox"/>	OPT 10106-084	Metal trim kit for whirlpools and combined systems (factory installed) Available colors: Chrome (084), Polished Brass (085) and Brushed Nickel (105)	N/A	1.5	
<input type="checkbox"/>	OPT 10106-085				
<input type="checkbox"/>	OPT 10106-105				
<input type="checkbox"/>	OPT 20139	Ozonator whirlpool system		N/A	

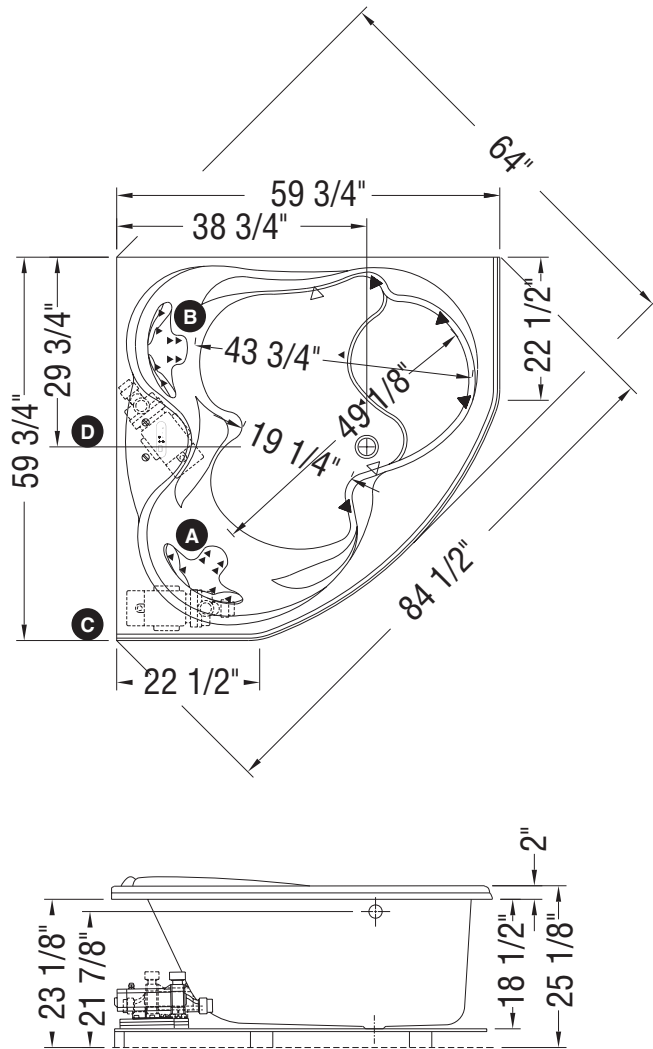
Air System Options

<input checked="" type="checkbox"/>	No	Description	Dimensions in. (mm)	Approx. Weight lb (kg)	PKG ft3 (m3)
<input type="checkbox"/>	OPT 10119-084	Metal trim kit for Aerofeel only electronic control (factory installed) Available colors: Chrome (084), Polished Brass (085) and Brushed Nickel (105)	N/A	1.5	N/A
<input type="checkbox"/>	OPT 10119-085				
<input type="checkbox"/>	OPT 10119-105				

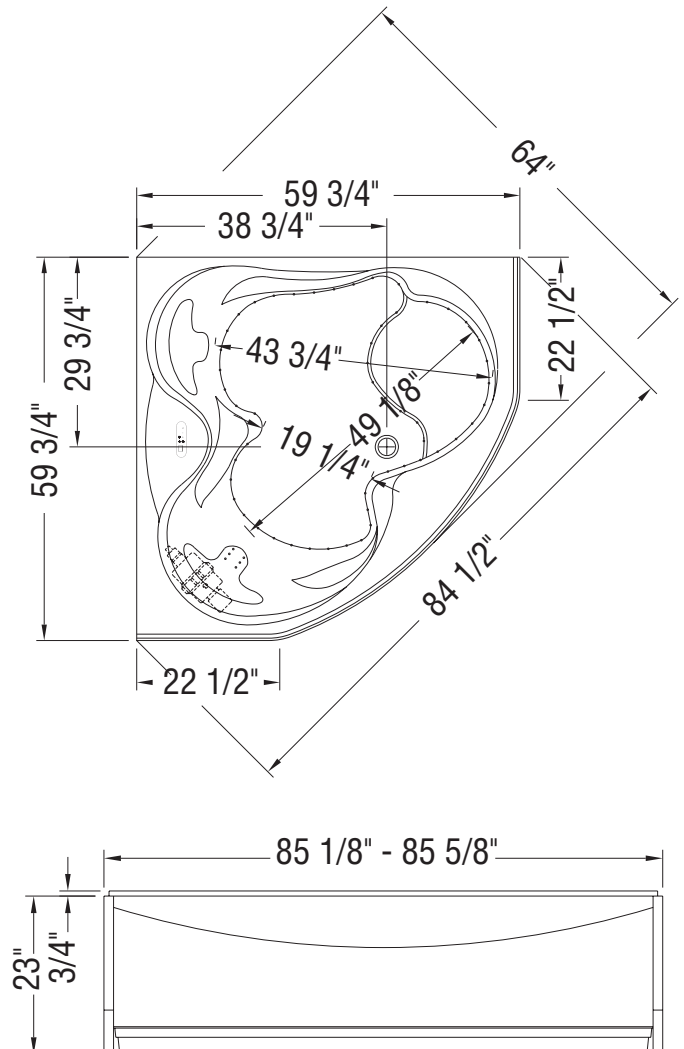
Accessories

✓	No	Description	Dimensions in. (mm)	Approx. Weight lb (kg)	PKG ft3 (m3)
<input type="checkbox"/>	10004304-001	Foam cushion (sold separately)	11 1/2 X 6 1/2 X 1	1	0.27
<input type="checkbox"/>	10004304-007	Available colors: White (001) and Biscuit (007)			
<input type="checkbox"/>	10006920	Tiling flange (sold separately)	2 x 60	1.5	N/A
<input type="checkbox"/>	10019708	Flexible Main Hose (15-ft. extension) for Electronic Control Air Massage - Kit (sold separately)	N/A	2.5	0.89
<input type="checkbox"/>	10025081-001	Waste and overflow (sold separately) Available colors: White (001), Bone (004), Biscuit (007), Chrome (084), Polished Bras (085) and Brushed Nickel (105)		N/A	N/A
<input type="checkbox"/>	10025081-004				
<input type="checkbox"/>	10025081-007				
<input type="checkbox"/>	10025081-084				
<input type="checkbox"/>	10025081-085				
<input type="checkbox"/>	10025081-105				

HYDROMAX WHIRLPOOL SYSTEM



AEROFEEL AIR SYSTEM



- (A) : Location of the Backmax system
- (B) : Location of an additional Backmax system
- (C) : First pump location
- (D) : Location of additional pump when equipped with additional Backmax system
- (▲) : Indicates Hydromax whirlpool jet positioning
- (●) : Indicates Aerofeel airjet positioning
- (△) : Indicates suction positioning

All dimensions are approximate and subject to change without prior notice.
Please refer to installation guide before installing unit.

Bathtub base includes anti-vibration Neutra-Phone™ leg supports (not shown).

Canada	Alberta British Columbia Manitoba New Brunswick Newfoundland Nova Scotia Northwest Territories Ontario Prince Edward Island Quebec Saskatchewan Yukon Territory
United States	Alabama Alaska Arizona Arkansas California Colorado Connecticut Delaware District of Columbia Florida Georgia Hawaii Idaho Illinois Indiana Iowa Kansas Kentucky Louisiana Maine Maryland Massachusetts Michigan Minnesota Mississippi Missouri Montana Nebraska Nevada New Hampshire New Jersey New Mexico New York North Carolina North Dakota Ohio Oklahoma Oregon Pennsylvania Rhode Island South Carolina South Dakota Tennessee Texas Utah Vermont Virginia Washington West Virginia Wisconsin Wyoming
International	Jamaica Switzerland Korea China Taiwan Pilipinas Vietnam Malaysia Singapore Egypt Kuwait Dubai Qatar Saudi Arabia Bermuda Turks & Caicos Dominican Republic Panama Costa Rica Guatemala Colombia

Here are the electrical specifications for all MAAx Collection bathtub therapeutic systems offered in the United States.

PLEASE NOTE THAT SOME SYSTEMS MAY NOT BE AVAILABLE ON THE PRODUCT YOU HAVE SELECTED.

Please refer to the *Common Options* and *Massage System(s)* sections for more details.

HYDROFEEL	
Pump: Requires a dedicated circuit protected by a Class A GFCI. This circuit can be shared with these two options: Chromatherapy and Ambiance Set (Urban® Water Cascade)	
Heater: Requires a dedicated circuit protected by a Class A GFCI.	
Pump	1.5HP / 120V / 12.5A / 60Hz
REST™ Pump Option	1HP / 120V / 9.4A / 60Hz
Heater	1500W / 120V / 12.5A / 60Hz

HYDROMAX	
Pump: Requires a dedicated circuit protected by a Class A GFCI. This circuit can be shared with Chromatherapy (option).	
Pump 2 (for large bathtubs): Requires a dedicated circuit protected by a Class A GFCI.	
Heater: Requires a dedicated circuit protected by a Class A GFCI.	
Pump	1.5HP / 120V / 12.5A / 60Hz
REST™ Pump Option	1HP / 120V / 9.4A / 60Hz
Heater	1500W / 120V / 12.5A / 60Hz

AEROFEEL	
Blower: Requires a dedicated circuit protected by a Class A GFCI. This circuit can be shared with these two options: Chromatherapy and Ambiance Set (Urban® Water Cascade).	
Blower	1.4HP / 120V / 9.5A / 60Hz

COMBINED HYDROFEEL / AEROFEEL	
Blower: Requires a dedicated circuit protected by a Class A GFCI.	
Pump: Requires a dedicated circuit protected by a Class A GFCI. This circuit can be shared with these two options: Chromatherapy and Ambiance Set (Urban® Water Cascade).	
Heater: Requires a dedicated circuit protected by a Class A GFCI.	
Blower	1.4HP / 120V / 9.5A / 60Hz
Pump	1.5HP / 120V / 12.5A / 60Hz
REST™ Pump Option	1HP / 120V / 9.4A / 60Hz
Heater	1500W / 120V / 12.5A / 60Hz

COMBINED HYDROMAX / AEROFEEL	
Blower: Requires a dedicated circuit protected by a Class A GFCI.	
Pump: Requires a dedicated circuit protected by a Class A GFCI. This circuit can be shared with Chromatherapy (option).	
Pump 2 (for large bathtubs): Requires a dedicated circuit protected by a Class A GFCI.	
Heater: Requires a dedicated circuit protected by a Class A GFCI.	
Blower	1.4HP / 120V / 9.5A / 60Hz
Pump	1.5HP / 120V / 12.5A / 60Hz
REST™ Pump Option	1HP / 120V / 9.4A / 60Hz
Heater	1500W / 120V / 12.5A / 60Hz

CHROMATHERAPY	
Requires a dedicated circuit protected by a Class A GFCI.	

AMBIANCE SET (URBAN® WATER CASCADE)	
Requires a dedicated circuit protected by a Class A GFCI. This circuit can be shared with Chromatherapy (option).	

Installation Note

Install this product according to the *Installation Guide*.

All electrical wiring must be done per national/local electrical codes.