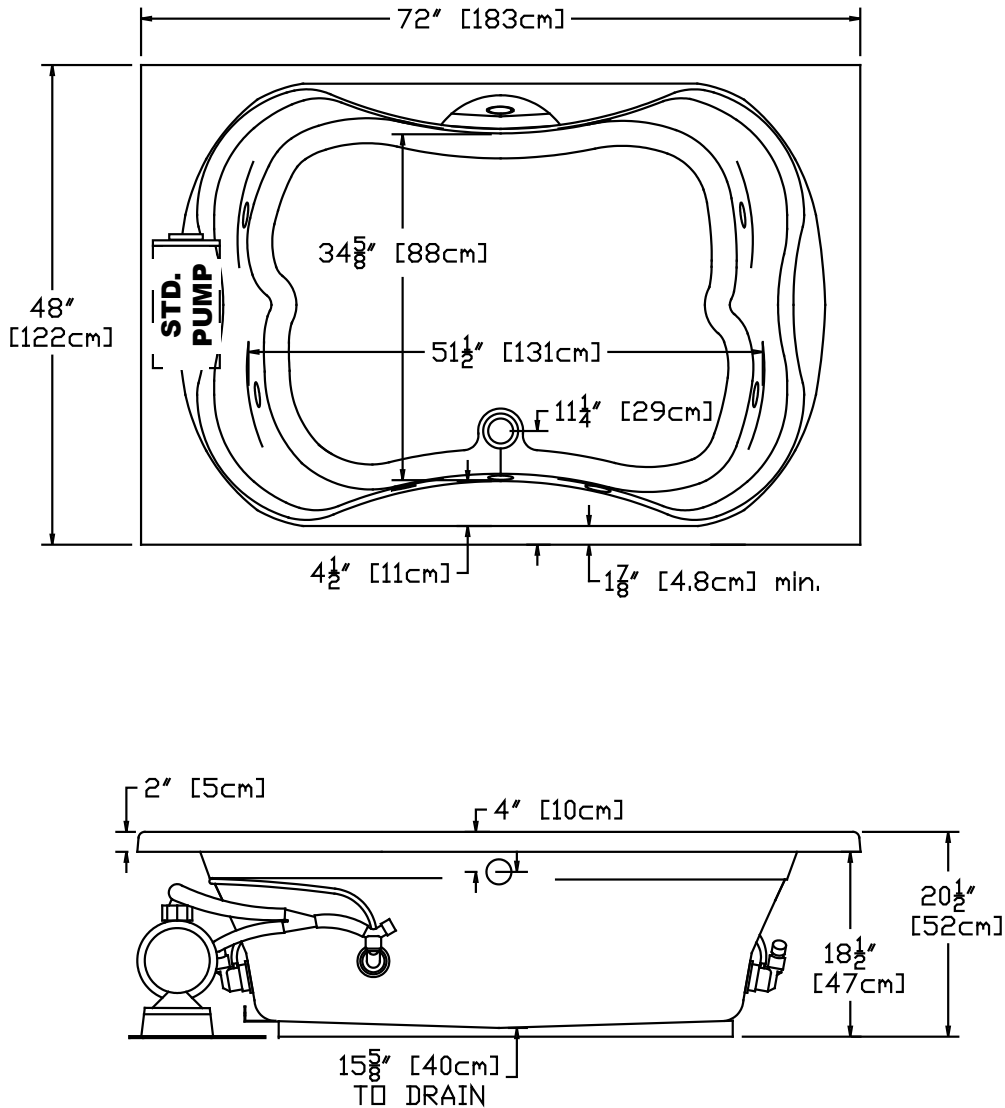


SPECIFICATIONS

SV640

Whirlpool & Soaking Bath





Note: Dimensional Tolerances $\pm 1/4$

Drop-in-Hole Size:	SV640 70" x 46"
Operating Capacity:	72 gal
Overflow Capacity:	115 gal
Floor Loading / sq.ft.:	47.5 lbs
Cartoned Wt: Whirlpool	162 lbs
Cartoned Wt: Soaker	100 lbs
Cube:	49.0 cu. ft.

Construction: Fiberglass reinforced acrylic bath with Level Form[™] full-support base

We provide products listed with Underwriters Laboratories, Inc. (UL), International Association of Plumbing and Mechanical Officials (IAPMO), and Canadian Underwriters Laboratory (CUL). Consult factory with your listing requirements.

Standard	 <p>1 1/2 hp, 1 speed pump, touch control with low water level sensor, and a 20-minute timer. Light indicates when pump is on. Requires one (1) 120V 20A dedicated GFCI-protected circuits.</p>
Signature	 <p>1 1/2 hp, 3 speed pump, digital control with low water level sensor, water temperature sensor, 20-minute timer, automatic 1.5 kW heater, and a front access LED moodlight. Shows water temperature and time remaining. Floating Universal Remote Control operates all bath and light functions plus TV, VCR, CD, etc. Requires two (2) 120V 20A dedicated GFCI-protected circuits.</p>